


**Statement of Unaudited Standalone Financial Results for the Quarter Ended September 30, 2024**

Particulars	Quarter Ended			Half Year Ended		Year Ended
	30.09.2024	30.06.2024	30.09.2023	30.09.2024	30.09.2023	31.03.2024
	Unaudited	Audited*	Unaudited	Unaudited	Unaudited	Audited*
<b>1 Income</b>						
(a) Revenue from operations	275.93	141.77	356.98	417.70	598.70	948.54
(b) Other Income	-	-	-	-	-	-
<b>Total Income</b>	<b>275.93</b>	<b>141.77</b>	<b>356.98</b>	<b>417.70</b>	<b>598.70</b>	<b>948.54</b>
<b>2 Expenses</b>						
(a) Cost of materials consumed	258.71	239.58	307.44	498.29	550.97	925.08
(b) Changes in inventories of finished goods, work-in-progress and stock-in-trade	7.64	(113.98)	41.98	(106.35)	28.47	(15.20)
(c) Employee benefits expense	0.42	0.42	0.42	0.84	0.84	1.68
(d) Finance costs	-	-	-	-	-	0.01
(e) Depreciation and amortisation expense	5.45	5.44	5.93	10.89	12.06	23.58
(f) Other expenses	2.26	2.89	0.17	5.15	4.58	12.35
<b>Total Expenses</b>	<b>274.48</b>	<b>134.35</b>	<b>355.94</b>	<b>408.82</b>	<b>596.92</b>	<b>947.50</b>
<b>3 Profit before exceptional items and tax (1-2)</b>	<b>1.45</b>	<b>7.42</b>	<b>1.04</b>	<b>8.88</b>	<b>1.78</b>	<b>1.04</b>
<b>4 Exceptional items</b>						
<b>5 Profit Before Tax (3-4)</b>	<b>1.45</b>	<b>7.42</b>	<b>1.04</b>	<b>8.88</b>	<b>1.78</b>	<b>1.04</b>
<b>6 Tax Expense</b>						
Current Tax	-	-	-	-	-	4.15
Deferred Tax Charge/(Credit)	-	-	-	-	-	4.15
<b>Total Tax Expense</b>						
<b>7 Profit after Tax (5-6)</b>	<b>1.45</b>	<b>7.42</b>	<b>1.04</b>	<b>8.88</b>	<b>1.78</b>	<b>(3.11)</b>
<b>8 Other Comprehensive Income/(Loss) (Net of Tax)</b>						
Items that will not be classified to profit and loss						
Re-measurement of defined benefit plans	-	-	-	-	-	-
Income Tax impact relating to above	-	-	-	-	-	-
<b>Total Other Comprehensive Income/ (Loss) (Net of Tax)</b>						
<b>9 Total Comprehensive Income for the period (7+8)</b>	<b>1.45</b>	<b>7.42</b>	<b>1.04</b>	<b>8.88</b>	<b>1.78</b>	<b>(3.11)</b>
<b>10 Paid-up Equity Share Capital (Face Value ₹ 10/- per share)</b>	294840000	294840000	294840000	294840000	294840000	294840000
<b>11 Other Equity</b>						229.64
<b>12 Earning Per Share in ₹ (Not Annualised)</b>						
- Basic	0.00	0.03	0.00	0.03	0.01	(0.01)
- Diluted	0.00	0.03	0.00	0.03	0.01	(0.01)

**Notes to the Standalone Financial Results:**


- The Statement of Unaudited Financial Result for the Quarter ended 30th September, 2024 have been reviewed by the Audit Committee and approved by the Board of Directors at their meeting held on 14th November 2024.
- The Previous period figures have been regrouped wherever necessary.
- The Statutory auditors of the Company have carried out a " Limited Review Report" of the above results as per Regulation 33 of the SEBI ( Listing Obligation and Disclosure Requirement) Regulation 2015.
- The above standalone financial results have been prepared in accordance with Indian Accounting Standards as prescribed under section 133 of the Companies Act 2013 read with Rule 3 of the Companies (Indian Accounting Standards) Rules, 2015 as amended from time to time.
- The above results for the quarter ended 30th September, 2024 along with Limited Review Report has been approved by the Board of Directors of the Company on 14th November 2024.
- The Company operates in a single segments, hence segmental Reporting as required under Accounting Standard 17 issued by the Institute of Chartered Accountants of India is not applicable.
- The Provision of Current Tax and Deferred Tax will be made at the end of the year.

For Lypsa Gems & Jewellery Limited

  
**Mr. Dipan Babul Patwa**  
 Chairman  
 DIN: 02579405  
 Place : Mumbai  
 Date : November 14, 2024



Place : Mumbai  
Date : November 14, 2024

Unaudited Standalone Statement of Assets and Liabilities		
₹ in Lakhs		
Particulars	As at September 30, 2024	As at March 31, 2024
	Unaudited *	Audited *
<b>ASSETS</b>		
<b>I. Non-current assets</b>		
(a) Property, plant and equipment	280.18	291.07
(b) Capital work in progress	-	-
(c) Intangible assets	-	-
(d) Financial assets	-	-
(i) Investments	-	7.49
(ii) Other financial assets	-	-
(e) Other non-current assets	-	-
<b>Total non-current assets</b>	<b>280.18</b>	<b>298.56</b>
<b>II. Current assets</b>		
(a) Inventories	203.34	85.53
(b) Financial assets		
(i) Trade receivables	7,143.95	7,123.95
(ii) Cash and cash equivalents	0.32	0.32
(iii) Bank balance other than (ii) above	44.26	44.33
(iv) Other financial assets	-	-
(v) Investments	-	-
(c) Current tax assets (Net)	8.96	5.15
(d) Other current assets	-	-
<b>Total current assets</b>	<b>7,400.83</b>	<b>7,259.28</b>
<b>(I+II) Total Assets</b>	<b>7,681.01</b>	<b>7,557.84</b>
<b>EQUITY AND LIABILITIES</b>		
<b>Equity</b>		
(a) Equity share capital	2,948.40	2,948.40
(b) Other equity	231.03	229.64
<b>Total equity</b>	<b>3,179.43</b>	<b>3,178.04</b>
<b>LIABILITIES</b>		
<b>I. Non-current liabilities</b>		
(a) Deferred tax liabilities (net)	33.86	33.86
(b) Long-term provisions	-	-
<b>Total non-current liabilities</b>	<b>33.86</b>	<b>33.86</b>
<b>II. Current liabilities</b>		
(a) Financial liabilities	913.31	613.58
(i) Trade payables	3,508.49	3,682.97
(ii) Other financial liabilities	42.26	45.73
(b) Short-term provisions	3.66	3.66
(c) Other current liabilities	-	-
<b>Total current liabilities</b>	<b>4,467.72</b>	<b>4,345.94</b>
<b>Total equity and liabilities</b>	<b>7,681.01</b>	<b>7,557.84</b>
<p style="text-align: right;"><b>For Lypsa Gems &amp; Jewellery Limited</b></p> <div style="display: flex; justify-content: space-between; align-items: flex-end;"> <div> <p><i>(Signature)</i></p> <p><b>Mr. Dipan Babulal Patwa</b> Chairman DIN: 02579405 Place : Mumbai Date : November 14, 2024</p> </div> <div>  </div> </div> <p>Place : Mumbai Date : November 14, 2024</p>		



**Standalone Unaudited Statement of Cash Flows for the year ended September 30, 2024**

₹ in Lakhs

Particulars	September 30, 2024		March 31, 2024	
	Unaudited		Audited	
<b>A Cash Flow from Operating activities</b>				
Profit before tax for the year	8.88		1.04	
<b>Adjustments to reconcile profit to net cash flows:</b>				
Depreciation /Amortization	10.89		23.58	
Interest Income	-		-	
Gain on mutual fund investment	-		-	
Interest and Other Borrowing cost	-		-	
Provision for doubtful debts	-		-	
Provision for doubtful Advances	-		-	
Provision for reduction in value of investments	-		-	
Provision for Defferd Tax	-		(4.15)	
Long Term Capital Loss/ (Gain) of Previous Year	-		-	
Prior Period Item ( Adjustment Previous Year)	-		-	
Bad Debts written off	-		-	
Property, Plant & Equipment written off	-		-	
Sundry Credit Balances written back	-		-	
Loss/(Profit) on sale of Property, Plant & Equipment	-		-	
Share based payment expense	-		-	
		<b>19.77</b>		<b>20.47</b>
<b>Operating Profit before Working Capital Changes</b>				
<b>Adjustments for changes in working capital :</b>				
(Increase)/Decrease in Inventories	(117.82)		(35.10)	
(Increase)/Decrease in trade receivables	(19.99)		(53.50)	
(Increase)/Decrease in other financial assets	3.15		(0.34)	
(Increase)/Decrease in other assets	(6.96)		-	
Increase/(Decrease) in trade payables	(174.48)		64.52	
Increase/(Decrease) in other financial liabilities	-		-	
Increase/(Decrease) in other current liabilities	(3.48)		(10.21)	
Increase/(Decrease) in provisions	-		-	
<b>Net Changes in Working Capital</b>		<b>(319.58)</b>		<b>(34.63)</b>
<b>Cash Generated from Operations</b>				
Income Taxes paid (Net of Tax refund)				
<b>Net Cash Flow from Operating Activities (A)</b>		<b>(299.81)</b>		<b>(14.16)</b>
<b>B Cash Flow from Investing Activities</b>				
Purchase of Property, Plant & Equipment				
Sale of Property, Plant & Equipment				
Changes in other bank balances				
Sale/(Purchase) of investments				
Loans (given)/repayment received (net)				
Interest Received				
<b>Net Cash Flow (used in) Investing Activities (B)</b>		<b>-</b>		<b>-</b>
<b>C Cash Flow from Financing Activities</b>				
Proceeds from Issue of Share Capital				
Buy-back of Equity shares				
Tax on Buy-back of equity shares				
Expenses for buy-back for equity shares				
Repayment of short term borrowings		299.74		13.56
Dividend paid (including tax on dividend of previous year)				
Proceeds for fractional entitlement				
Interest Paid				
<b>Net Cash Flow used in Financing Activities ©</b>		<b>299.74</b>		<b>13.56</b>
<b>Net Increase/(Decrease) in cash and cash equivalents (A+B+C)</b>		<b>(0.07)</b>		<b>(0.60)</b>
<b>Cash and Cash equivalent at the beginning of the year</b>		<b>44.65</b>		<b>45.25</b>
<b>Cash and Cash equivalent at the end of the year</b>		<b>44.58</b>		<b>44.65</b>

For Lypsa Gems & Jewellery Limited

**Mr.Dipen Babulal Patwa**  
Chairman

DIN: 02579405

Place : Mumbai

Date : November 14, 2024

Place : Mumbai

Date : November 14, 2024





Limited Review Report on Unaudited quarterly standalone financial results of **M/s. LYPsa GEMS & JEWELLERY LIMITED** under Regulation 33 of SEBI (Listing Obligations and Disclosure Requirements) Regulations, 2015.

**The Board of Directors,**  
**M/s. Lypsa Gems & Jewellery Limited**  
Wing A, 2nd Block, 202-302,,  
Orchid Complex, Opp. HDFC Bank,  
Chhapi-Pirojpura Road, Chhapi, Vadgam,  
Banaskantha, Gujarat - 385210.

1. We have reviewed the accompanying statement of unaudited standalone Ind AS financial results of **M/s. Lypsa Gems & Jewellery Limited** ("the Company") for the quarter ended September 30, 2024 together with notes thereon ("the Statement") attached herewith, being submitted by the Company pursuant to the requirements of Regulation 33 of the SEBI (Listing Obligations and Disclosure Requirements) Regulations, 2015 ("the Regulation"), as amended.

2. This Statement, which is the responsibility of the Company's Management and approved by the Board of Directors, has been prepared in accordance with the recognition and measurement principles laid down in the Indian Accounting Standard 34 "Interim Financial Reporting" ("Ind AS 34") as prescribed under Section 133 of the Companies Act, 2013 read with relevant rules issued there under and other accounting principles generally accepted in India. Our responsibility is to express a conclusion on the Statement based on our review.

3. We conducted our review in accordance with the Standard on Review Engagements (SRE) 2410 'Review of Interim Financial Information Performed by the Independent Auditor of the Entity', issued by the Institute of Chartered Accountants of India. A review of interim financial information consists of making inquiries, primarily of the Company's personnel responsible for financial and accounting matters, and applying analytical and other review procedures. A review is substantially less in scope than an audit conducted in accordance with Standards on Auditing specified under section 143(10) of the Companies Act, 2013 and consequently does not enable us to obtain assurance that we would become aware of all significant matters that might be identified in an audit. Accordingly, we do not express an audit opinion.





**B.B. Gusani & Associates**  
Chartered Accountants

**CA BHARGAV B. GUSANI**  
M bhargavgusani77@gmail.com

4. Based on our review conducted and procedures performed as stated in paragraph 3, nothing has come to our attention that causes us to believe that the accompanying unaudited standalone financial results, prepared in accordance with the recognition and measurement principles laid down in the applicable Indian Accounting Standards ('Ind AS') specified under Section 133 of the Companies Act, 2013 read with relevant rules issued there under and other recognised accounting practices and policies generally accepted in India, has not disclosed the information required to be disclosed in terms of the Regulation, read with the Circular, including the manner in which it is to be disclosed, or that it contains any material aye misstatement.

For M/s. B B Gusani & Associates  
Chartered Accountants  
FRN: 140785W

120710

(Bhargav B. Gusani)

Proprietor

M.No: 120710

Place: Mumbai

Dated: 14<sup>th</sup> November 2024

UDIN: 24120710BJZWPP4114

**Statement of Unaudited Consolidated Financial Results for the Quarter Ended September 30, 2024**


₹ in Lakhs except per share data

Particulars	Quarter Ended			Half Year Ended		Year Ended
	30.09.2024	30.06.2024	30.09.2023	30.09.2024	30.09.2023	31.03.2024
	Unaudited	Audited*	Unaudited	Unaudited	Unaudited	Audited*
<b>1 Income</b>						
(a) Revenue from operations	275.93	141.77	356.98	417.70	598.70	948.54
(b) Other Income	-	-	-	-	-	-
<b>Total Income</b>	<b>275.93</b>	<b>141.77</b>	<b>356.98</b>	<b>417.70</b>	<b>598.70</b>	<b>948.54</b>
<b>2 Expenses</b>						
(a) Cost of materials consumed	258.71	239.58	307.44	498.29	550.97	925.08
(b) Changes in inventories of finished goods, work-in-progress and stock-in-trade	7.64	(113.98)	41.98	(106.35)	28.47	(15.20)
(c) Employee benefits expense	0.42	0.42	0.42	0.84	0.84	1.68
(d) Finance costs	-	-	-	-	-	0.01
(e) Depreciation and amortisation expense	5.45	5.44	5.93	10.89	12.06	23.58
(f) Other expenses	2.26	2.89	0.17	5.15	4.58	3,280.41
<b>Total Expenses</b>	<b>274.48</b>	<b>134.35</b>	<b>355.94</b>	<b>408.82</b>	<b>596.92</b>	<b>4,215.56</b>
<b>3 Profit before exceptional items and tax (1-2)</b>	<b>1.45</b>	<b>7.42</b>	<b>1.04</b>	<b>8.88</b>	<b>1.78</b>	<b>(3,267.02)</b>
<b>4 Exceptional items</b>						
<b>5 Profit Before Tax (3-4)</b>	<b>1.45</b>	<b>7.42</b>	<b>1.04</b>	<b>8.88</b>	<b>1.78</b>	<b>(3,267.02)</b>
<b>6 Tax Expense</b>						
Current Tax	-	-	-	-	-	-
Deferred Tax Charge/(Credit)	-	-	-	-	-	4.15
<b>Total Tax Expense</b>	<b>-</b>	<b>-</b>	<b>-</b>	<b>-</b>	<b>-</b>	<b>4.15</b>
<b>7 Profit after Tax (5-6)</b>	<b>1.45</b>	<b>7.42</b>	<b>1.04</b>	<b>8.88</b>	<b>1.78</b>	<b>(3,271.17)</b>
<b>8 Other Comprehensive Income/(Loss) (Net of Tax)</b>						
Items that will not be classified to profit and loss						
Re-measurement of defined benefit plans	-	-	-	-	-	-
Income Tax impact relating to above	-	-	-	-	-	-
<b>Total Other Comprehensive Income/ (Loss) (Net of Tax)</b>	<b>-</b>	<b>-</b>	<b>-</b>	<b>-</b>	<b>-</b>	<b>-</b>
<b>9 Total Comprehensive Income for the period (7+8)</b>	<b>1.45</b>	<b>7.42</b>	<b>1.04</b>	<b>8.88</b>	<b>1.78</b>	<b>(3,271.17)</b>
<b>10 Paid-up Equity Share Capital (Face Value ₹ 10/- per share)</b>	294840000	294840000	294840000	294840000	294840000	294840000
<b>11 Other Equity</b>						222.15
<b>12 Earning Per Share in ₹ (Not Annualised)</b>						
- Basic	-	0.03	0.00	0.03	0.01	(11.09)
- Diluted	-	0.03	0.00	0.03	0.01	(11.09)

**Notes to the Consolidated Financial Results:**

- The Statement of Unaudited Financial Result for the Quarter ended 30th September, 2024 have been reviewed by the Audit Committee and approved by the Board of Directors at their meeting held on 14th November 2024.
- The Previous period figures have been regrouped wherever necessary.
- The Statutory auditors of the Company have carried out a " Limited Review Report" of the above results as per Regulation 33 of the SEBI (Listing Obligation and Disclosure Requirement) Regulation 2015.
- The above consolidated financial results have been prepared in accordance with Indian Accounting Standards as prescribed under section 133 of the Companies Act 2013 read with Rule 3 of the Companies (Indian Accounting Standards) Rules, 2015 as amended from time to time.
- The above results for the quarter ended 30th September, 2024 along with Limited Review Report has been approved by the Board of Directors of the Company on 14th November 2024.
- The Company operates in a single segments, hence segmental Reporting as required under Accounting Standard 17 issued by the Institute of Chartered Accountants of India is not applicable.
- The Provision of Current Tax and Deferred Tax will be made at the end of the year.

**For Lypsa Gems & Jewellery Limited**

  
**Mr. Dipan Babul Patwa**  
 Chairman  
 DIN: 02579405  
 Place : Mumbai  
 Date : November 14, 2024





Place : Mumbai  
Date : November 14, 2024



**Unaudited Consolidated Statement of Assets and Liabilities**

₹ in Lakhs


Particulars	As at September 30, 2024	As at March 31, 2024
	Unaudited *	Audited
<b>ASSETS</b>		
<b>I. Non-current assets</b>		
(a) Property, plant and equipment	280.18	291.07
(b) Capital work in progress	-	-
(c) Intangible assets	-	-
(d) Financial assets	-	-
(i) Investments	-	-
(ii) Other financial assets	-	-
(e) Other non-current assets	-	-
<b>Total non-current assets</b>	<b>280.18</b>	<b>291.07</b>
<b>II. Current assets</b>		
(a) Inventories	203.34	85.53
(b) Financial assets		
(i) Trade receivables	7,143.95	7,123.95
(ii) Cash and cash equivalents	0.32	0.32
(iii) Bank balance other than (ii) above	44.26	44.33
(iv) Other financial assets	-	-
(v) Investments	-	-
(c) Current tax assets (Net)	8.96	5.15
(d) Other current assets	-	-
<b>Total current assets</b>	<b>7,400.83</b>	<b>7,259.28</b>
<b>(I+II) Total Assets</b>	<b>7,681.01</b>	<b>7,550.35</b>
<b>EQUITY AND LIABILITIES</b>		
<b>Equity</b>		
(a) Equity share capital	2,948.40	2,948.40
(b) Other equity	231.03	222.15
<b>Total equity</b>	<b>3,179.43</b>	<b>3,170.55</b>
<b>LIABILITIES</b>		
<b>I. Non-current liabilities</b>		
(a) Deferred tax liabilities (net)	33.86	33.86
(b) Long-term provisions	-	-
<b>Total non-current liabilities</b>	<b>33.86</b>	<b>33.86</b>
<b>II. Current liabilities</b>		
(a) Financial liabilities		
(i) Trade payables	913.31	613.58
(ii) Other financial liabilities	3,508.49	3,682.97
(b) Short-term provisions	42.26	45.73
(c) Other current liabilities	3.66	3.66
<b>Total current liabilities</b>	<b>4,467.72</b>	<b>4,345.94</b>
<b>Total equity and liabilities</b>	<b>7,681.01</b>	<b>7,550.35</b>
<p align="right"><b>For Lypsa Gems &amp; Jewellery Limited</b></p> <p align="right">   <b>Mr. Dipan Babulal Patwa</b>  Chairman  DIN: 02579405  Place : Mumbai  Date : November 14, 2024 </p> <p align="right">  </p> <p>Place : Mumbai Date : November 14, 2024</p>		

**Consolidated Unaudited Statement of Cash Flows for the year ended September 30, 2024**

₹ in Lakhs

Particulars	September 30, 2024		March 31, 2024	
	Unaudited		Audited	
<b>A Cash Flow from Operating activities</b>				
Profit before tax for the year	8.88		-3,267.02	
<b>Adjustments to reconcile profit to net cash flows:</b>				
Depreciation /Amortization	10.89		23.58	
Interest Income			-	
Gain on mutual fund investment			-	
Interest and Other Borrowing cost			-	
Provision for doubtful debts			-	
Provision for doubtful Advances			-	
Provision for reduction in value of investments			-	
Provision for Deferred Tax			(4.15)	
Long Term Capital Loss/ (Gain) of Previous Year			-	
Prior Period Item ( Adjustment Previous Year)			-	
Bad Debts written off			-	
Property, Plant & Equipment written off			-	
Capital Reserve	-		52.54	
Sundry Credit Balances written back			-	
Loss/(Profit) on sale of Property, Plant & Equipment			-	
Share based payment expense			-	
		<b>19.77</b>		<b>-3,195.05</b>
<b>Operating Profit before Working Capital Changes</b>				
<b>Adjustments for changes in working capital :</b>				
(Increase)/Decrease in Inventories	(117.82)		(35.10)	
(Increase)/Decrease in trade receivables	(19.99)		4,394.66	
(Increase)/Decrease in other financial assets	3.15		(0.11)	
(Increase)/Decrease in other assets	(6.96)		-	
Increase/(Decrease) in trade payables	(174.48)		(1,122.25)	
Increase/(Decrease) in other financial liabilities	(3.48)		(58.35)	
Increase/(Decrease) in other current liabilities				
Increase/(Decrease) in provisions				
<b>Net Changes in Working Capital</b>		<b>(319.58)</b>		<b>3,178.85</b>
<b>Cash Generated from Operations</b>				
Income Taxes paid (Net of Tax refund)				
<b>Net Cash Flow from Operating Activities (A)</b>		<b>(299.81)</b>		<b>(16.20)</b>
<b>B Cash Flow from Investing Activities</b>				
Purchase of Property, Plant & Equipment				
Sale of Property, Plant & Equipment				
Changes in other bank balances				
Sale/(Purchase) of investments				
Loans (given)/repayment received (net)				
Interest Received				
<b>Net Cash Flow (used in) Investing Activities (B)</b>		<b>-</b>		<b>-</b>
<b>C Cash Flow from Financing Activities</b>				
Proceeds from Issue of Share Capital				
Buy-back of Equity shares				
Tax on Buy-back of equity shares				
Expenses for buy-back for equity shares				
Repayment of short term borrowings		299.74		13.56
Dividend paid (including tax on dividend of previous year)				
Proceeds for fractional entitlement				
Interest Paid				
<b>Net Cash Flow used in Financing Activities ©</b>		<b>299.74</b>		<b>13.56</b>
<b>Net Increase/(Decrease) in cash and cash equivalents (A+B+C)</b>		<b>(0.07)</b>		<b>(2.64)</b>
<b>Cash and Cash equivalent at the beginning of the year</b>		<b>44.65</b>		<b>47.29</b>
<b>Cash and Cash equivalent at the end of the year</b>		<b>44.58</b>		<b>44.65</b>

For and on behalf of the board of directors of  
For Lypsa Gems & Jewellery Limited

  
**Mr. Dipan Babulal Patwa**  
Chairman  
DIN: 02579405  
Place : Mumbai  
Date : November 14, 2024



Place : Mumbai  
Date : November 14, 2024



Limited Review Report on Unaudited quarterly Consolidated financial results of **M/s. LYPSE GEMS & JEWELLERY LIMITED** under Regulation 33 of SEBI (Listing Obligations and Disclosure Requirements) Regulations, 2015.

**The Board of Directors,**  
**M/s. Lypsa Gems & Jewellery Limited**  
Wing A, 2nd Block, 202-302,  
Orchid Complex, Opp. HDFC Bank,  
Chhapi-Pirojpura Road, Chhapi, Vadgam,  
Banaskantha, Gujarat - 385210.

1. We have reviewed the accompanying unaudited consolidated Ind AS financial statements of **M/s. Lypsa Gems & Jewellery Limited**. ("the Parent Company") and its 100% wholly owned subsidiary (the Parent Company and its subsidiary together referred to as "the Group") for the year ended 30<sup>th</sup> September, 2024 ('the statement') being submitted by the company pursuant to the requirement of Regulation 33 of the SEBI (Listing Obligations and Disclosure Requirements) Regulations, 2015, as amended.

2. This Statement, which is the responsibility of the Management and approved by the Board of Directors, has been prepared in accordance with the recognition and measurement principles laid down in the Indian Accounting Standard 34 "Interim Financial Reporting" ("Ind AS 34") as prescribed under Section 133 of the Companies Act, 2013 read with relevant rules issued there under and other accounting principles generally accepted in India. Our responsibility is to express a conclusion on the Statement based on our review.

3. We conducted our review of the Statement in accordance with the Standard on Review Engagements (SRE) 2410, "Review of Interim Financial Information Performed by the Independent Auditor of the Entity" issued by the Institute of Chartered Accountants of India (ICAI). A review of interim financial information consists of making inquiries, primarily of Parent's personnel responsible for financial and accounting matters, and applying analytical and other review procedures. A review is substantially less in scope than an audit conducted in accordance with Standards on Auditing specified under Section 143(10) of the Companies Act, 2013 and consequently does not enable us to obtain assurance that we would become aware of all significant matters that might be identified in an audit. Accordingly, we do not express an audit opinion.

We also performed procedures in accordance with the circular issued by the SEBI under Regulation 33(8) of the SEBI (Listing Obligations and Disclosure Requirements) Regulations, 2015, as amended, to the extent applicable.



The Statement includes the results of the following entities:

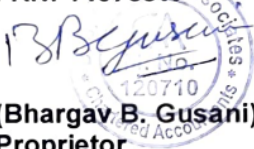
**a. Lypsa Gems & Jewellery DMCC (Subsidiary)**

4. Based on our review conducted and procedures performed as stated in paragraph 3 above, nothing has come to our attention that causes us to believe that the accompanying Statement of unaudited financial results, prepared in accordance with the recognition and measurement principles laid down in the applicable Indian Accounting Standard ("Ind AS") as specified under section 133 of the Companies Act, 2013, read with relevant rules issued there under and other accounting principles generally accepted in India, has not disclosed the information required to be disclosed in terms of Regulation 33 of the SEBI (Listing Obligations and Disclosure Requirements) Regulations, 2015, as amended, including the manner in which it is to be disclosed, or that it contains any material misstatement.

5. We did not review the interim financial information of subsidiary; whose interim financial information reflect total assets of Rs. NIL and total net Profit / Loss after tax of Rs. NIL for the quarter ended 30th September, 2024, as considered in the Statement.

6. These interim financial information / financial results of the subsidiary have been provided by the management to us and our conclusion on the Statement, in so far as it relates to the amounts and disclosures included in respect of the subsidiary, is based solely on the certified financials provided by the management and the procedures performed by us as stated in paragraph 3 above. Our Conclusion on the Statement is not modified in respect of our reliance on the interim financial information certified by the Management.

**For M/s. B B Gusani & Associates**  
**Chartered Accountants**  
**FRN: 140785W**

  
**(Bhargav B. Gusani)**  
**Proprietor**

**M.No: 120710**

**Place: Mumbai**

**Dated: 14<sup>TH</sup> November 2024**

**UDIN: 24120710BJZWPQ9806**